

# Forecasting AOSC 200

Tim Canty

Class Web Site: <http://www.atmos.umd.edu/~tcanty/aosc200>

Topics for today:

## Hurricanes and Forecasting

Lecture 25  
Nov 21, 2019

Copyright © 2019 University of Maryland  
This material may not be reproduced or redistributed, in whole or in part, without written permission from Tim Canty

1

## Anatomy of a Hurricane

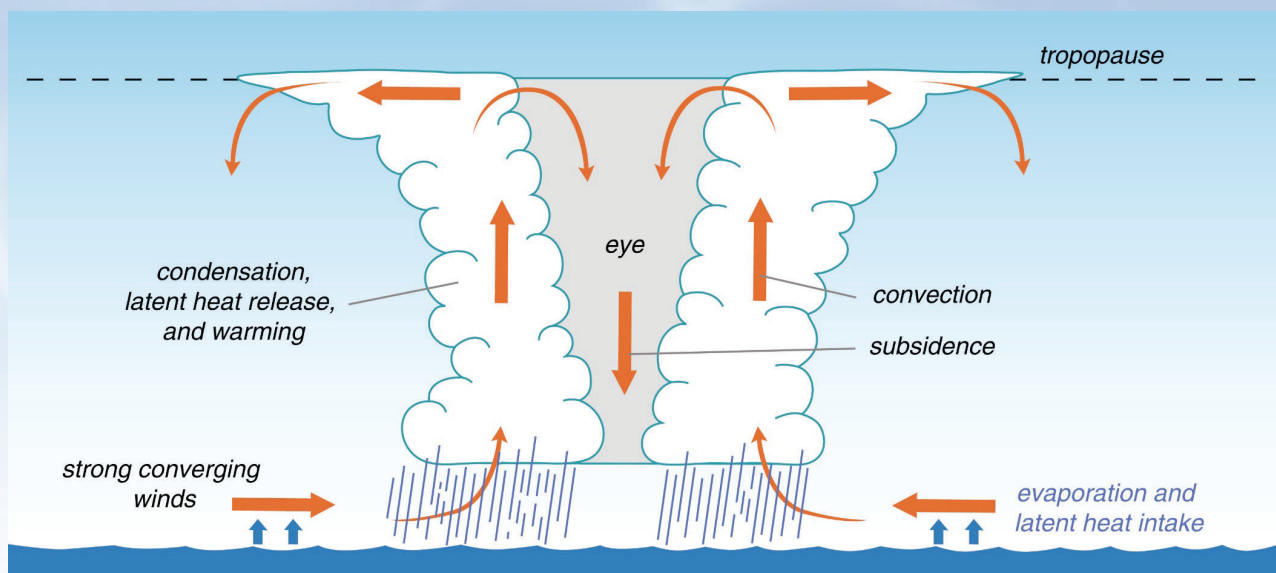


Fig 12-4 Weather A Concise Introduction

Copyright © 2019 University of Maryland  
This material may not be reproduced or redistributed, in whole or in part, without written permission from Tim Canty

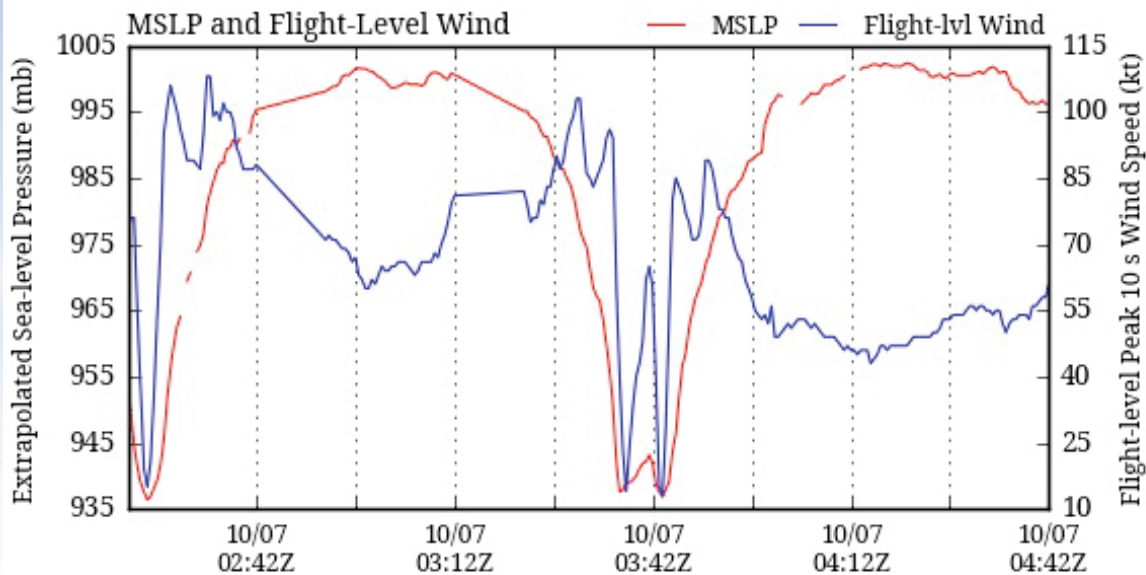
2

# Anatomy of a Hurricane

## Recon Aircraft Observations

Mission ID: AF307 3114A MATTHEW

Levi Cowan - tropicaltidbits.com



### Aircraft observations of Hurricane Matthew

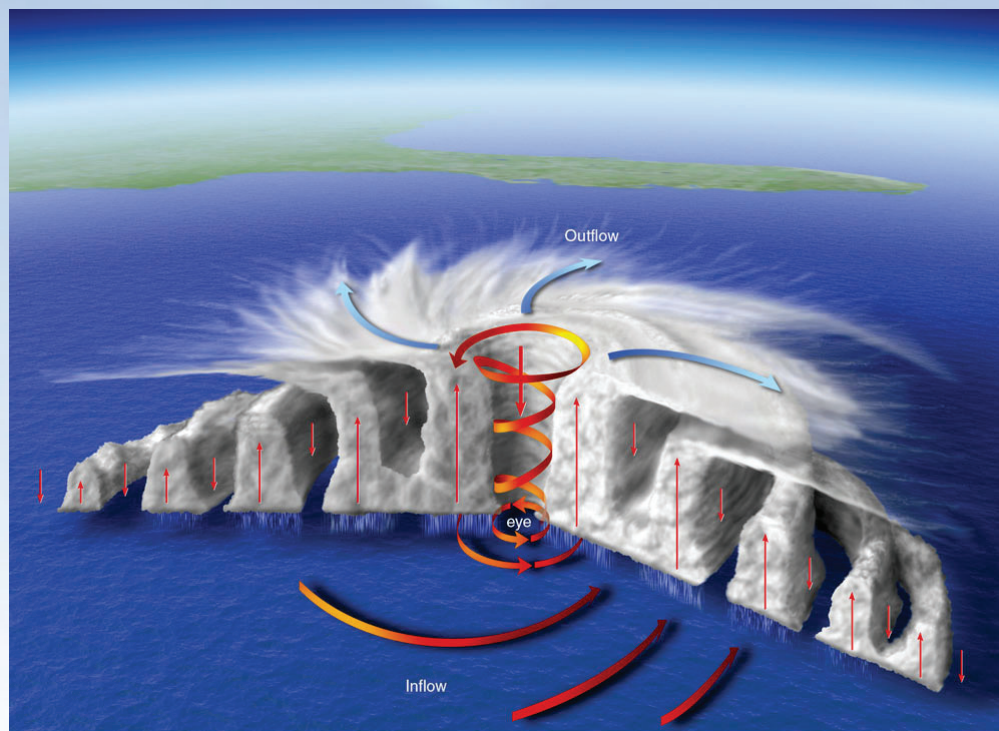
<https://www.wunderground.com/blog/JeffMasters/comment.html?entrynum=3470&page=5>

Copyright © 2019 University of Maryland

This material may not be reproduced or redistributed, in whole or in part, without written permission from Tim Canty

3

# Anatomy of a Hurricane



© 2007 Thomson Higher Education

Fig 11-3 *Essentials of Meteorology*

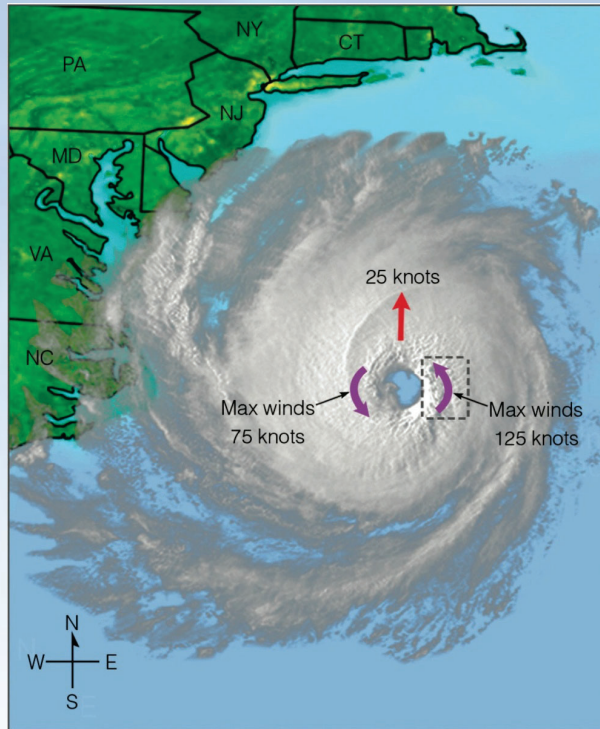
Copyright © 2019 University of Maryland

This material may not be reproduced or redistributed, in whole or in part, without written permission from Tim Canty

4

## Tropical Cyclone: Wind Damage

Winds on the left side blow in the opposite direction as the hurricane is moving. **Subtract the two speeds.**



Winds on the right side blow in the same direction as the hurricane is moving. **Add the two speeds together.**

Hurricane winds can be increased or reduced along path  
Can spin off tornadoes

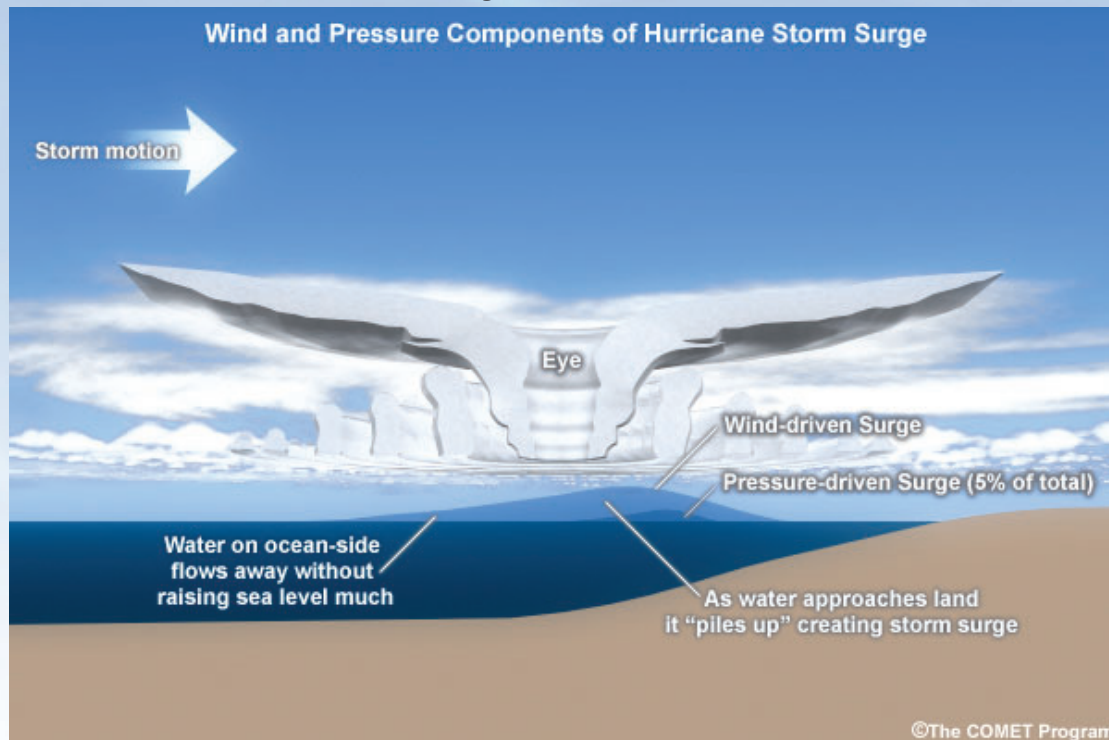
Fig 11-16 *Essentials of Meteorology*

Copyright © 2019 University of Maryland

This material may not be reproduced or redistributed, in whole or in part, without written permission from Tim Canty

5

## Tropical Cyclone: Seawater



Ocean water “piles up” in front of storm due to winds and low pressure

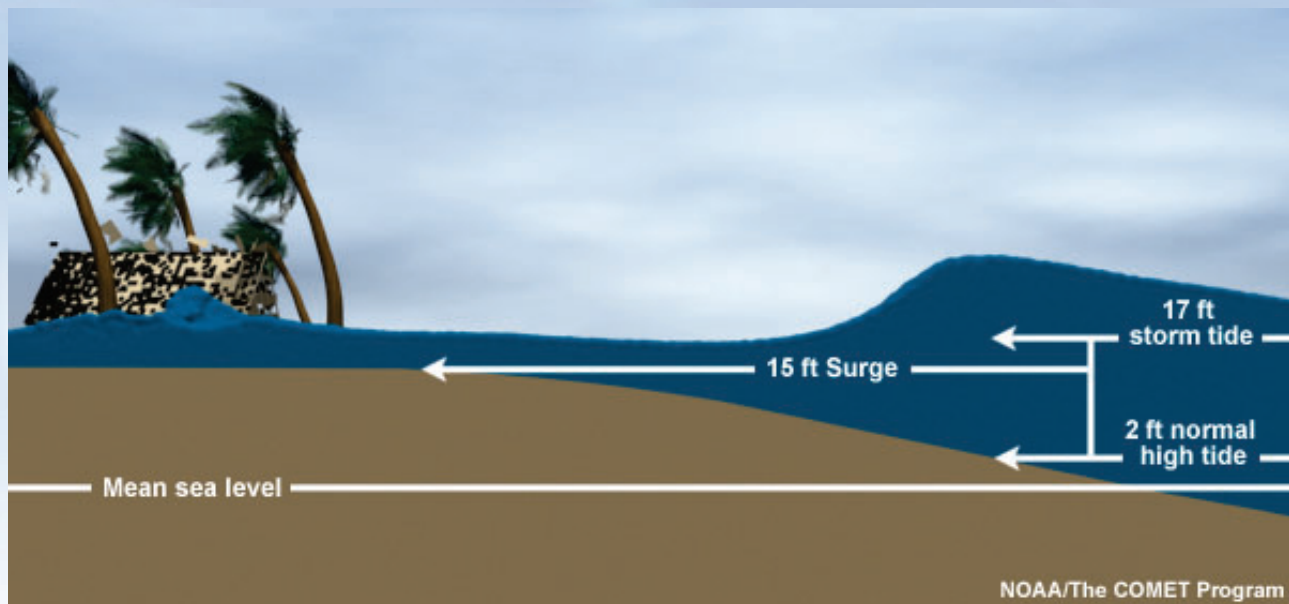
Copyright © 2019 University of Maryland

This material may not be reproduced or redistributed, in whole or in part, without written permission from Tim Canty

<http://www.nhc.noaa.gov/surge/>

6

## Tropical Cyclone: Seawater



**Storm surge can combine with normal tidal variations  
Surge can greatly erode beaches**

Copyright © 2019 University of Maryland

This material may not be reproduced or redistributed, in whole or in part, without written permission from Tim Canty

<http://www.nhc.noaa.gov/surge/>

7

## Weather Forecasting

**People have been trying to predict the weather for thousands of years.**

**In the past, forecasts were based on experiences and passed down from one generation to the next**

**“Red sky at night, sailor’s delight  
Red sky in the morning, sailors take warning”**

**This is an example of a folklore forecast but what does it mean?**

Copyright © 2019 University of Maryland

This material may not be reproduced or redistributed, in whole or in part, without written permission from Tim Canty

8

## Folklore forecast

“The higher the clouds, the finer the weather”

“Ring around the moon? Rain or snow soon”

—

These forecast don't have to rhyme

“Cows lay down ahead of storms”

“Wooly caterpillars predict severe winters”

“The fat squirrel survives the winter”

Copyright © 2019 University of Maryland  
This material may not be reproduced or redistributed, in whole or in part, without written permission from Tim Canty

9

## Persistence forecast

“The weather tomorrow will be like the weather today”



Fair  
**47°F**  
8°C

Humidity 47%  
Wind Speed Calm  
Barometer 30.28 in  
Dewpoint 27°F (-3°C)  
Visibility 10.00 mi  
Last update 21 Nov 9:35 am EST

More Information:  
[Local Forecast Office](#)  
[More Local Wx](#)  
[3 Day History](#)  
[Mobile Weather](#)  
[Hourly Weather Forecast](#)

Extended Forecast for  
College Park MD

Today	Tonight	Friday	Friday Night	Saturday	Saturday Night	Sunday	Sunday Night	Monday
Mostly Sunny	Mostly Cloudy	Scattered Showers	Mostly Clear	Mostly Sunny then Rain Likely	Rain	Partly Sunny	Mostly Clear	Sunny
High: 53 °F	Low: 45 °F	High: 57 °F	Low: 33 °F	High: 46 °F	Low: 40 °F	High: 50 °F	Low: 34 °F	High: 52 °F

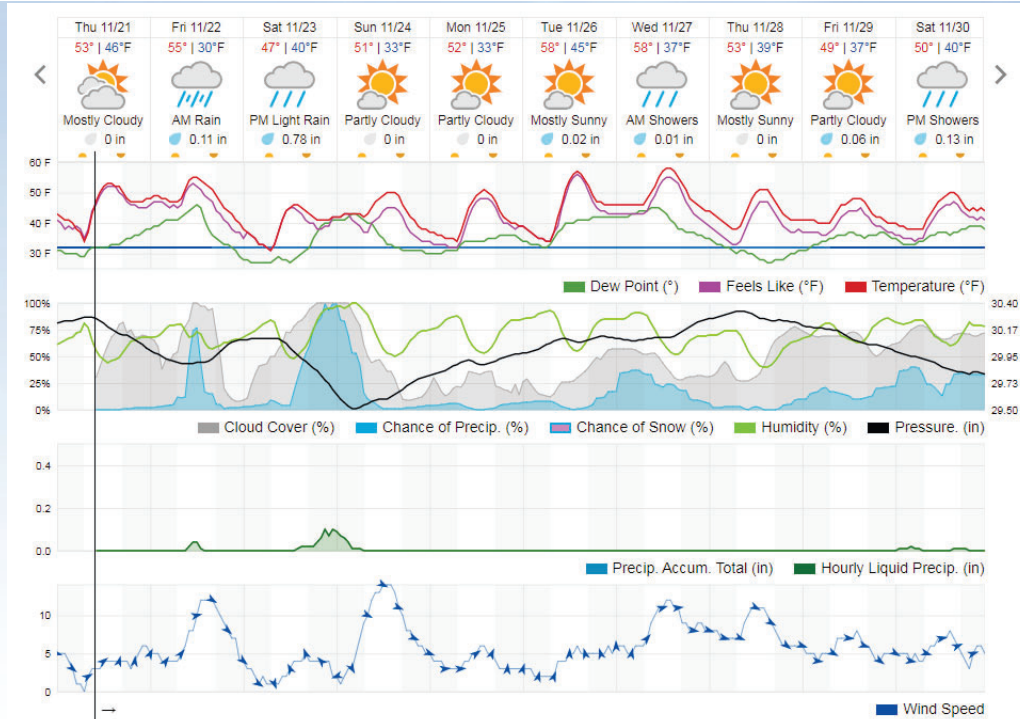
<http://forecast.weather.gov/MapClick.php?lat=38.98881034861978&lon=-76.94056627621188#.Vkh-6dKrTVQ>

Copyright © 2019 University of Maryland  
This material may not be reproduced or redistributed, in whole or in part, without written permission from Tim Canty

10

## Persistence forecast

“The weather tomorrow will be like the weather today”



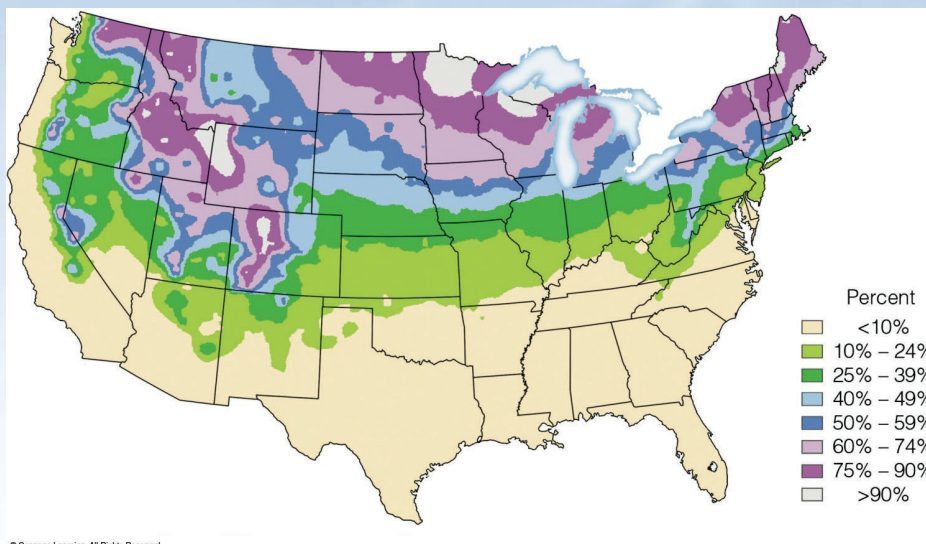
[http://www.wunderground.com/weather-forecast/US/MD/College\\_Park.html](http://www.wunderground.com/weather-forecast/US/MD/College_Park.html)

Copyright © 2019 University of Maryland  
This material may not be reproduced or redistributed, in whole or in part, without written permission from Tim Canty

11

## Probability forecast

“The probability of weather on a specific day will be like the long-term average of weather for that day”



Probability of snow on December 25<sup>th</sup>

Assumes short term variations are “averaged out” and there is little long-term variation in climate.

© Cengage Learning. All Rights Reserved.

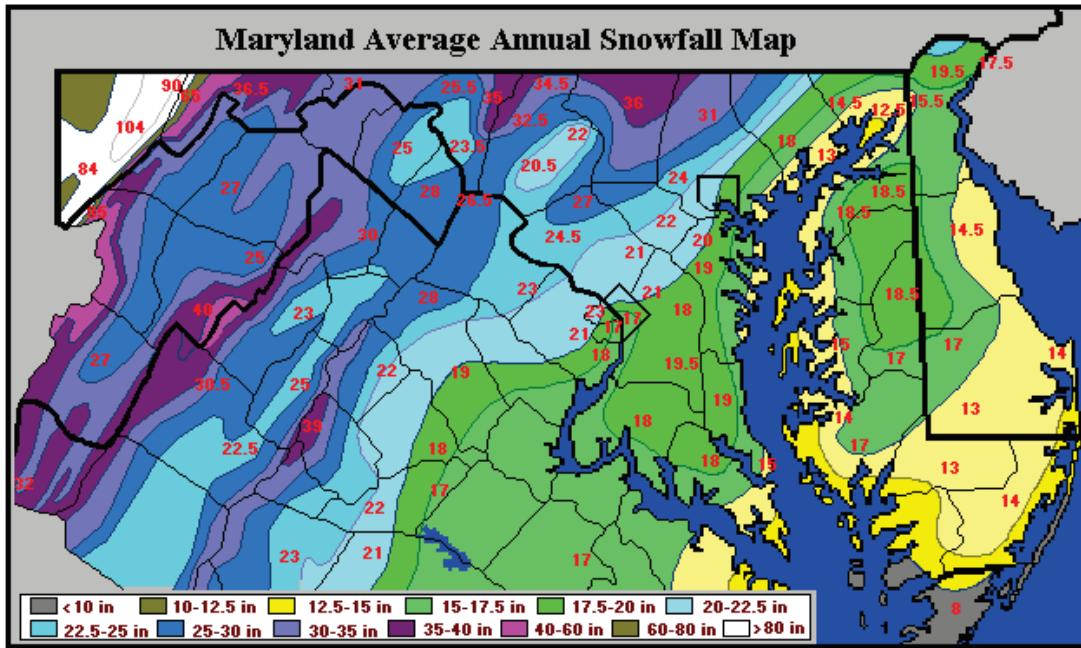
Copyright © 2019 University of Maryland  
This material may not be reproduced or redistributed, in whole or in part, without written permission from Tim Canty

Fig 9.8: *Essentials of Meteorology*

12

# Climatology forecast

“The weather this season will be like the long-term average of weather for this season”



[http://www.erh.noaa.gov/lwx/Historic\\_Events/DC-Winters.htm](http://www.erh.noaa.gov/lwx/Historic_Events/DC-Winters.htm)

Copyright © 2019 University of Maryland

This material may not be reproduced or redistributed, in whole or in part, without written permission from Tim Canty

## Types of Forecasts

**Folklore:** based on traditional proverbs, sometimes accurate. Uses behavior of animals and other creatures as predictors of future weather.

**Persistence:** assumes that the weather will not exhibit large day to day fluctuations. The weather tomorrow will be like the weather today

**Probability/Climatology:** assumes the weather for a day or a season will be close to the average weather for that day or season.



← Wide brown stripe = mild winter

Cows lie down before weather to save warm, dry spot →



Copyright © 2019 University of Maryland

This material may not be reproduced or redistributed, in whole or in part, without written permission from Tim Canty

## Problems with these forecasts

**Persistence:** we know that, at some point, this will be wrong because eventually the weather **WILL** change

**Probability/Climatology:** we know that, at some point, this will be wrong because eventually the weather **WILL** deviate from the average

**We know that weather changes at a particular spot because weather features move... but do the weather features themselves change?**

## Trend Forecast

**Recognizes that weather causing patterns move but assumes the following remain unchanged:**

- speed
- intensity
- size
- direction





# Analog Forecast

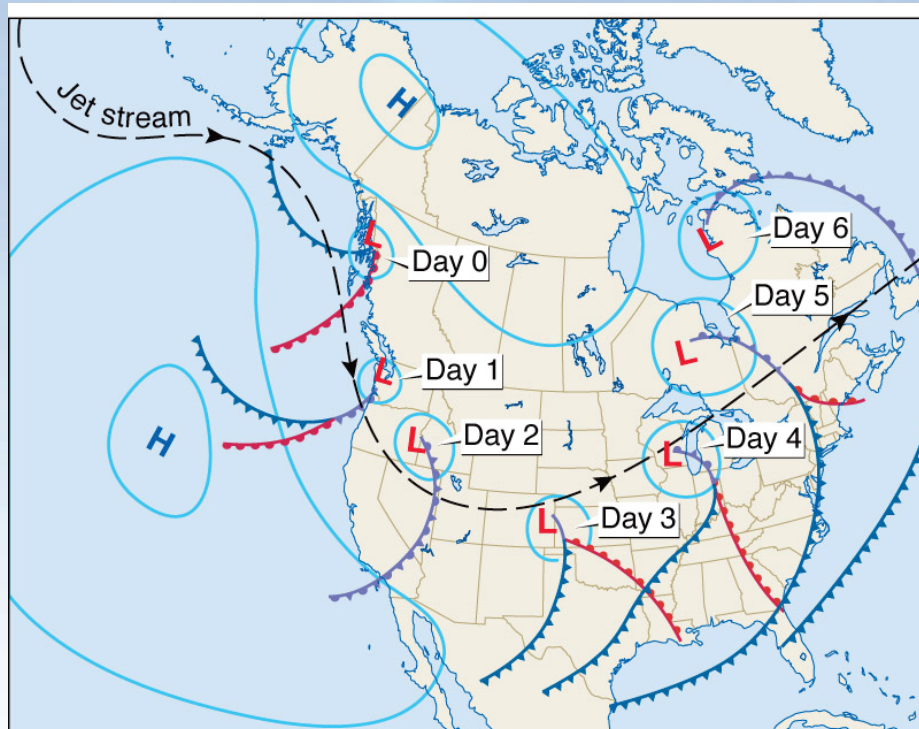
Recognizes that weather causing patterns change but assumes:

- weather will always behave the same way under a specific set of conditions

In other words, weather repeats itself

If you find the last time current conditions existed, you can use the historical data to determine how conditions will change

# Analog Forecast



The weather today is “analogous” to weather at a time in the past

## Statistical Forecast

**Uses *Model Output Statistics* (MOS)**

**Statistically weighted analog forecast**

- **looks at model output that best forecasted past events to make future predictions**

## Numerical Weather Prediction

**Astronomers could predict eclipses 100's of years before meteorologist started to predict weather**

**Why?**

# Numerical Weather Prediction

Uses a series of equations (prognostic equations) that represent the physics of the atmosphere to predict atmospheric conditions in the future.

Need to understand current conditions (a.k.a. “initial conditions”) to make predictions

---

How can you use information to make predictions?

**Example:** You know where a car is right now and you know how fast it’s moving.

With this information you can predict where the car will be at some time in the future.

## Numerical Weather Prediction: Observations

### Step 1: Collect observations

- ASOS
- sondes
- ships
- buoys
- aircraft
- satellites
- wind profilers
- etc.

# Numerical Weather Prediction: Assimilation

## Step 2: Data Assimilation

- Data does not cover the entire globe at all times
- Data is smoothed and interpolated to model grid

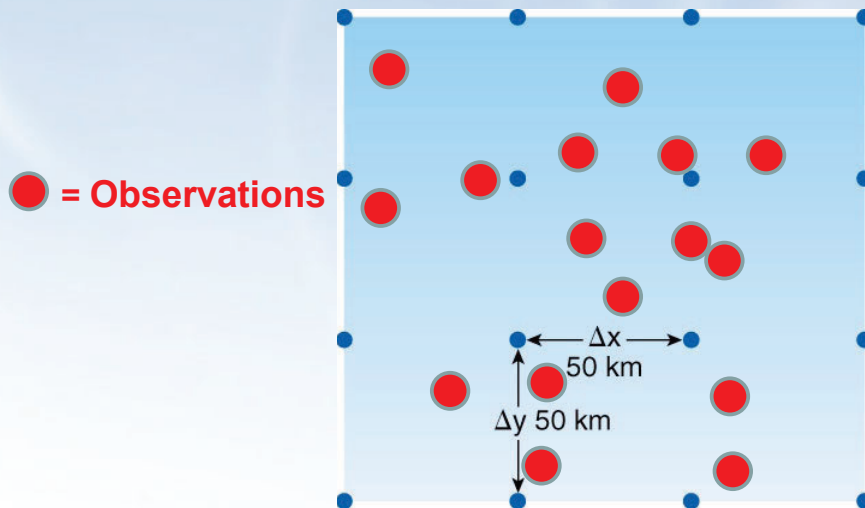


Fig 13-13 *Meteorology: Understanding the Atmosphere*

# Numerical Weather Prediction: Integration

## Step 3: Model Integration

- Assimilated data is used to solve equations that describe the atmosphere
- Determines state of atmosphere at next time step

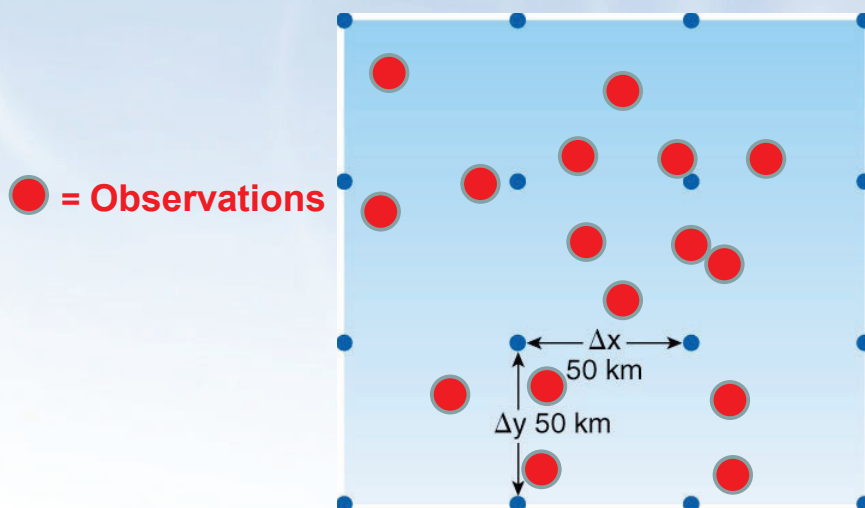


Fig 13-13 *Meteorology: Understanding the Atmosphere*

# Numerical Weather Prediction: Tweaking

## Step 4: Tweaking and Broadcasting

- Analyze model output accounting for known biases in models
- Combine model output with knowledge of local weather (small scale winds that models can't predict) to create forecasts



Copyright © 2019 University of Maryland  
This material may not be reproduced or redistributed, in whole or in part, without written permission from Tim Canty

25

## Forecast Range

<b>Nowcasting</b>	A description of current weather parameters and 0-2 hours description of forecasted weather parameters
<b>Very short-range weather forecasting</b>	Up to 12 hours description of weather parameters
<b>Short-range weather forecasting</b>	Beyond 12 hours and up to 72 hours description of weather parameters
<b>Medium-range weather forecasting</b>	Beyond 72 hours and up to 240 hours description of weather parameters
<b>Extended-range weather forecasting</b>	Beyond 10 days and up to 30 days description of weather parameters, usually averaged and expressed as a departure from climate values for that period.
<b>Long-range forecasting</b>	From 30 days up to two years

<http://www.wmo.int/pages/prog/www/DPS/GDPS-Supplement5-Appl-4.html>

Copyright © 2019 University of Maryland  
This material may not be reproduced or redistributed, in whole or in part, without written permission from Tim Canty

26

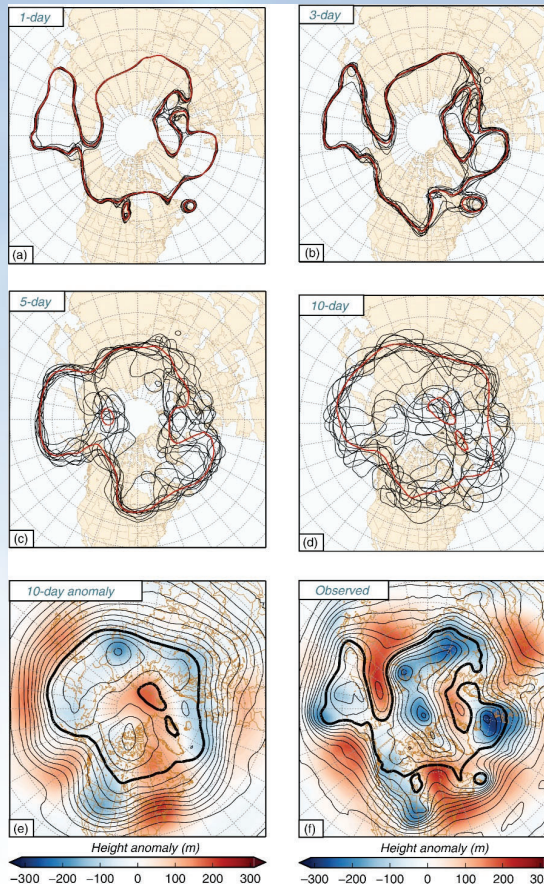
# Ensemble Forecasts

**Ensemble forecasts:**

**Run model numerous times for slightly different initial conditions**

**Perform statistical analysis of all the model runs**

## Ensemble Forecasts



# Why aren't forecasts perfect?